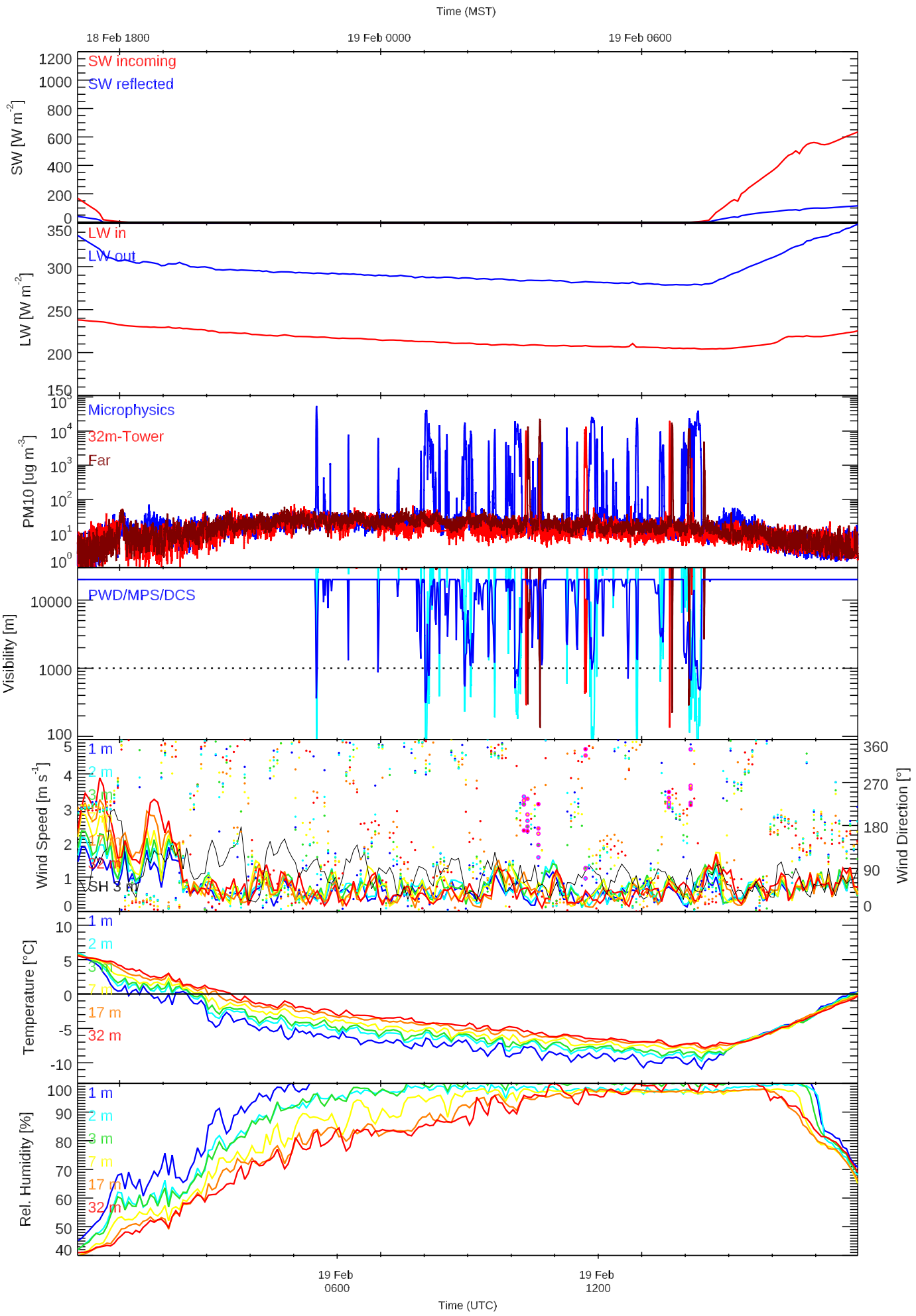
Time (MST)
18 Feb 1800
19 Feb 0000
19 Feb 0600
SW incoming
SW reflected
SW [W m-2]
LW in
LW out
LW [W m-2]
Microphysics
32m-Tower
Far
PM10 [ug m-3]
PWD/MPS/DCS
Visibility [m]
1 m
2 m
3 m
7 m
17 m
32 m
VSH 3 m
Wind Speed [m s-1]
Wind Direction [°]
Temperature [°C]
Rel. Humidity [%]
19 Feb 0600
19 Feb 1200
Time (UTC)

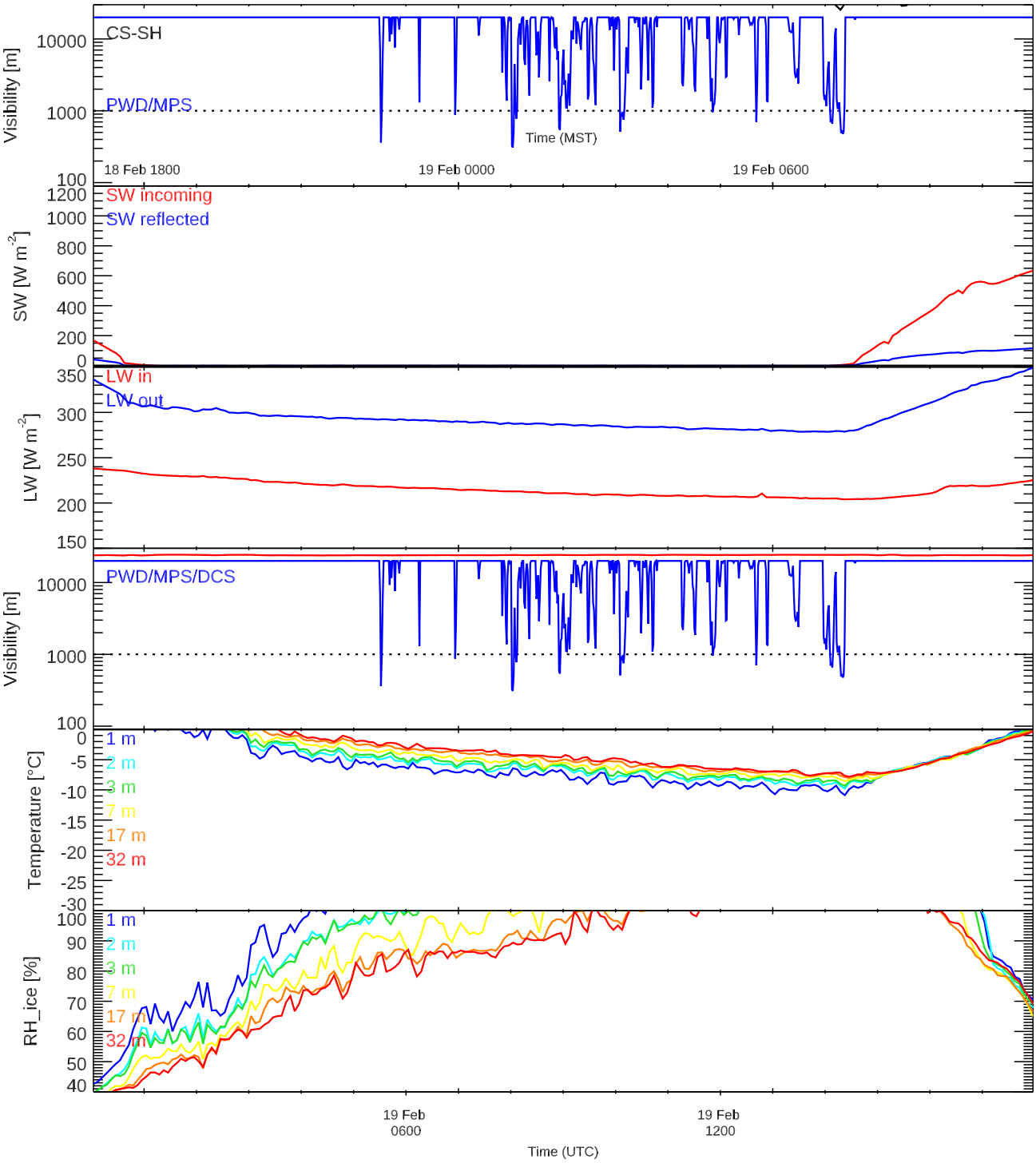
CS-SH
PWD/MPS
Visibility [m]
10000
1000
100
Time (MST)
18 Feb 1800
19 Feb 0000
19 Feb 0600
SW incoming
SW reflected
SW [W m-2]
1200
1000
800
600
400
200
0
LW in
LW out
LW [W m-2]
350
300
250
200
150
PWD/MPS/DCS
Temperature [°C]
0
-5
-10
-15
-20
-25
-30
1 m
2 m
3 m
7 m
17 m
32 m
RH_ice [%]
100
90
80
70
60
50
40
19 Feb
0600
19 Feb
1200
Time (UTC)

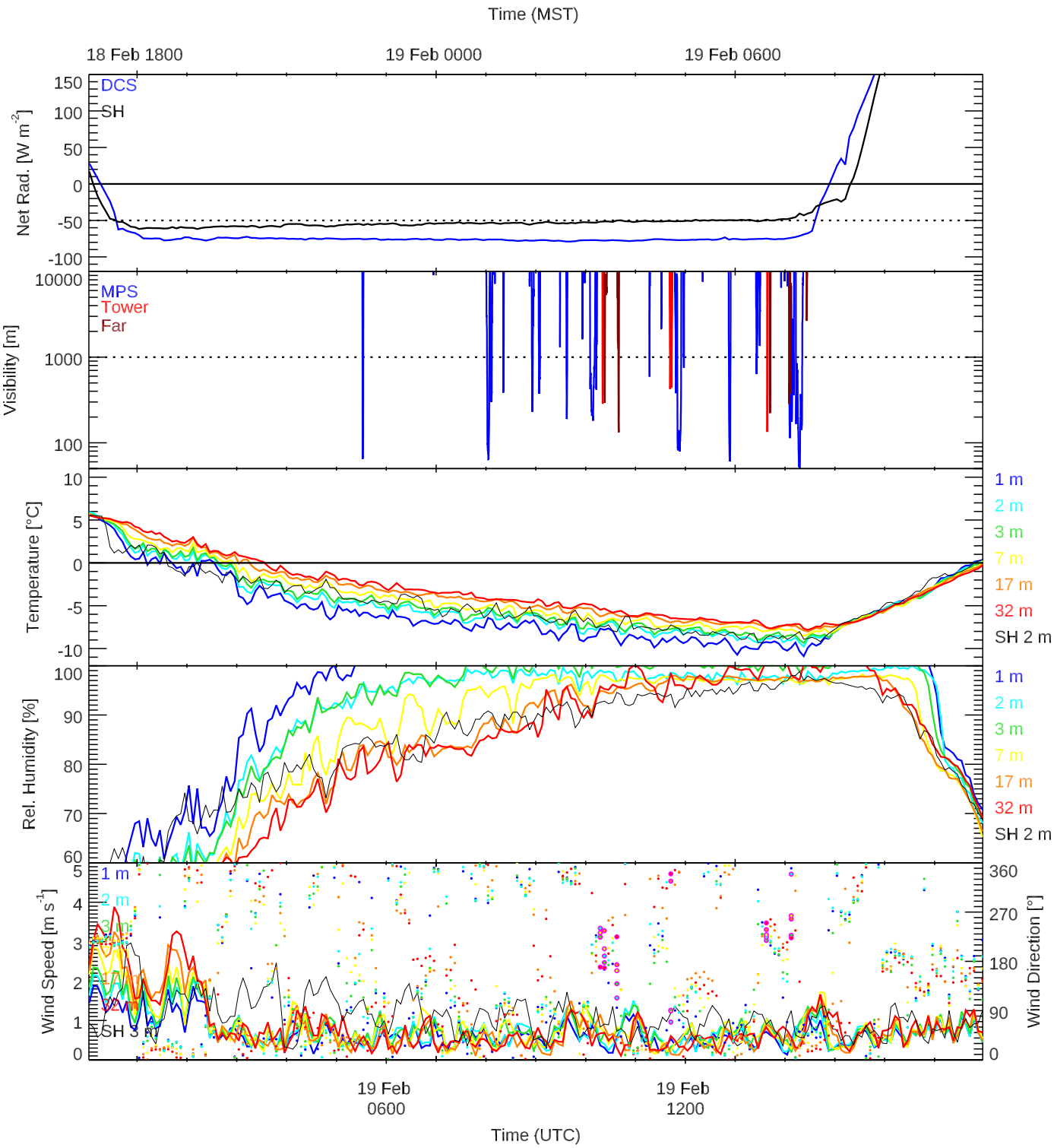
Time (MST)
18 Feb 1800
19 Feb 0000
19 Feb 0600
Net Rad. [W m-2]
DCS
SH
Visibility [m]
MPS
Tower
Far
Temperature [°C]
1 m
2 m
3 m
7 m
17 m
32 m
SH 2 m
Rel. Humidity [%]
Wind Speed [m s-1]
SH 3 m
Wind Direction [°]
19 Feb
0600
19 Feb
1200
Time (UTC)

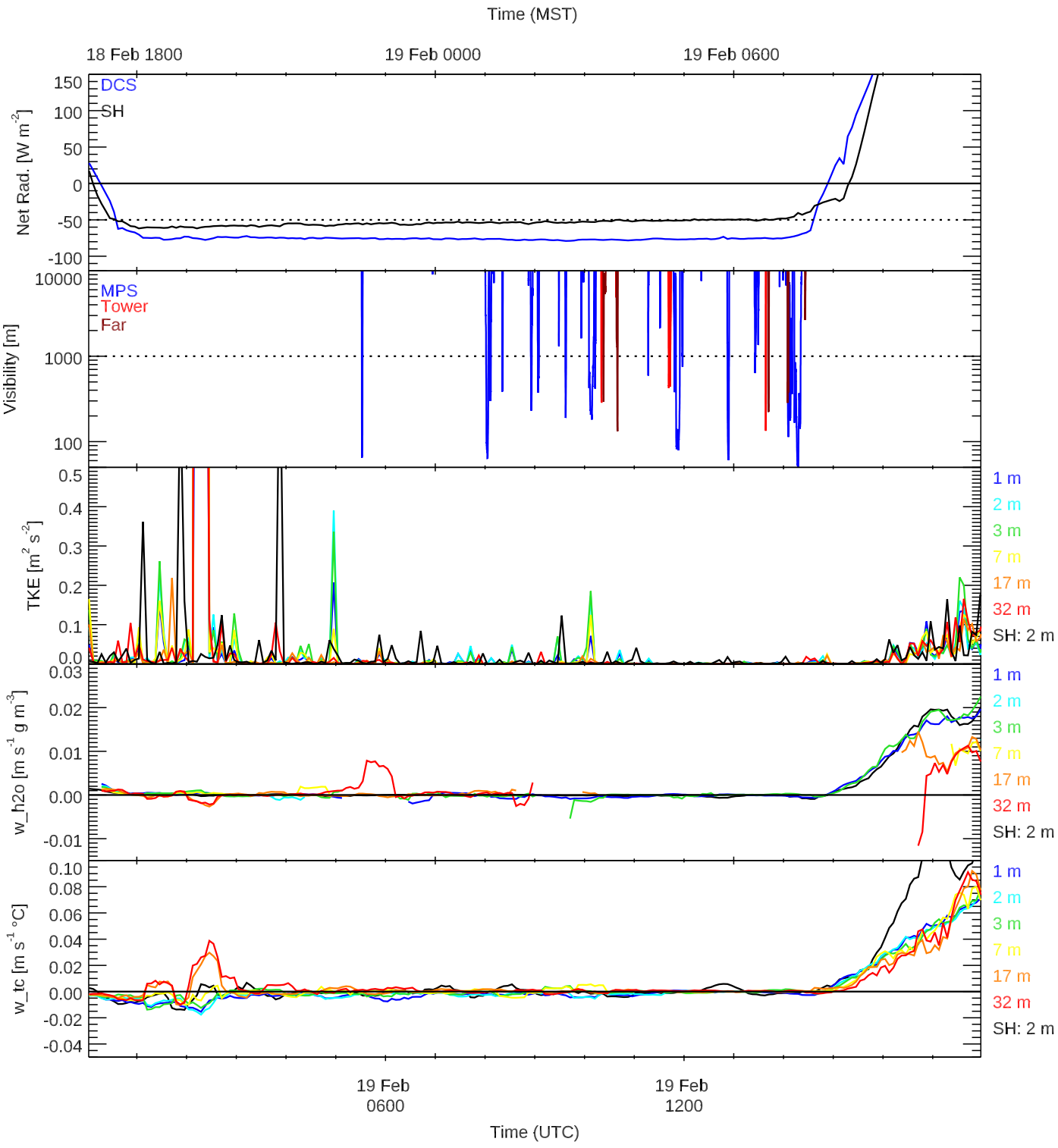
Time (MST)
18 Feb 1800
19 Feb 0000
19 Feb 0600
Net Rad. [W m-2]
DCS
SH
Visibility [m]
MPS
Tower
Far
TKE [m2 s-2]
w_h2o [m s-1 g m-3]
w_tc [m s-1 °C]
1 m
2 m
3 m
7 m
17 m
32 m
SH: 2 m
19 Feb 0600
19 Feb 1200
Time (UTC)

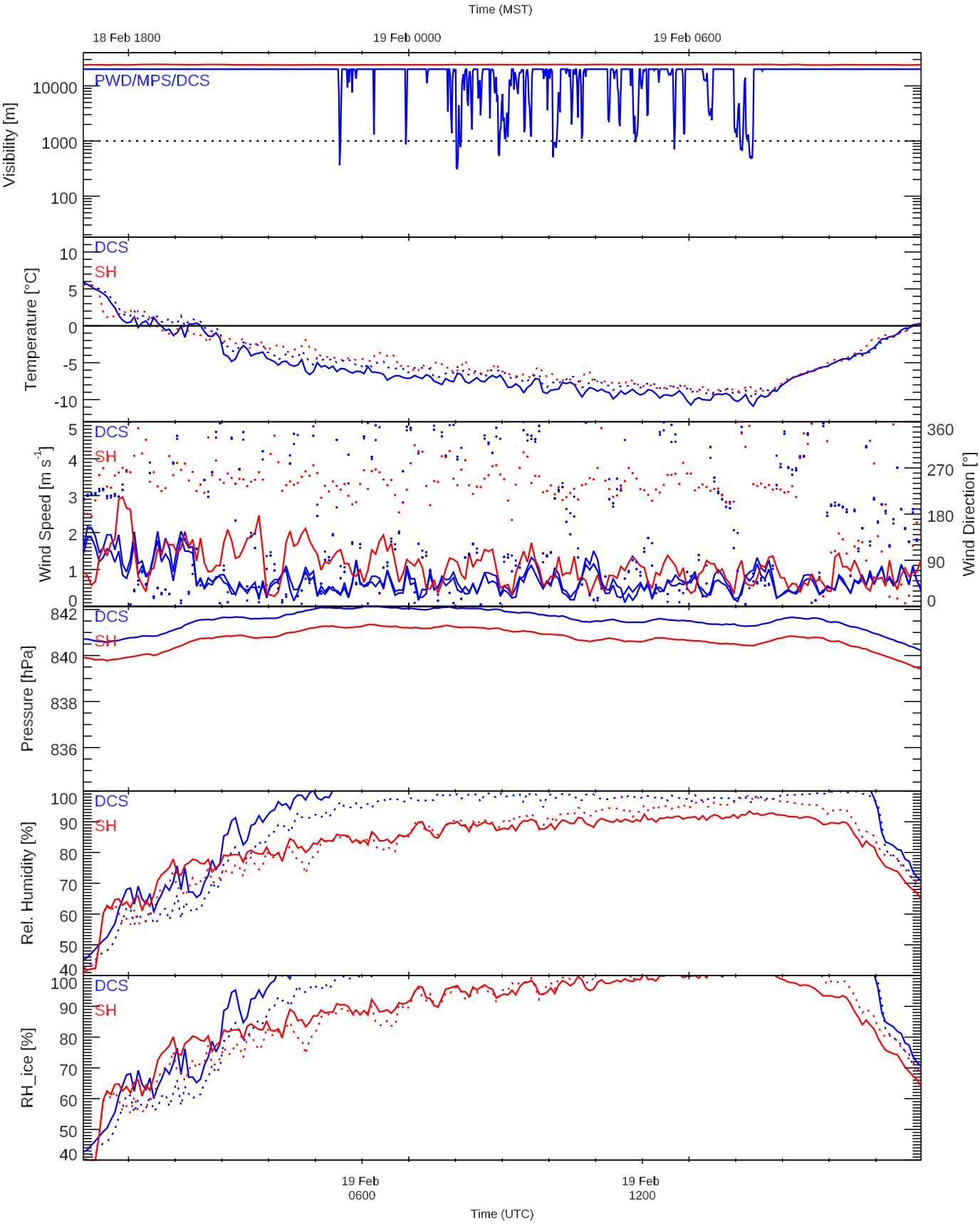
Time (MST)
18 Feb 1800
19 Feb 0000
19 Feb 0600
Visibility [m]
PWD/MPS/DCS
10000
1000
100
Temperature [°C]
DCS
SH
10
5
0
-5
-10
Wind Speed [m s-1]
Wind Direction [°]
360
270
180
90
0
Pressure [hPa]
842
840
838
836
Rel. Humidity [%]
100
90
80
70
60
50
40
RH_ice [%]
19 Feb
0600
19 Feb
1200
Time (UTC)

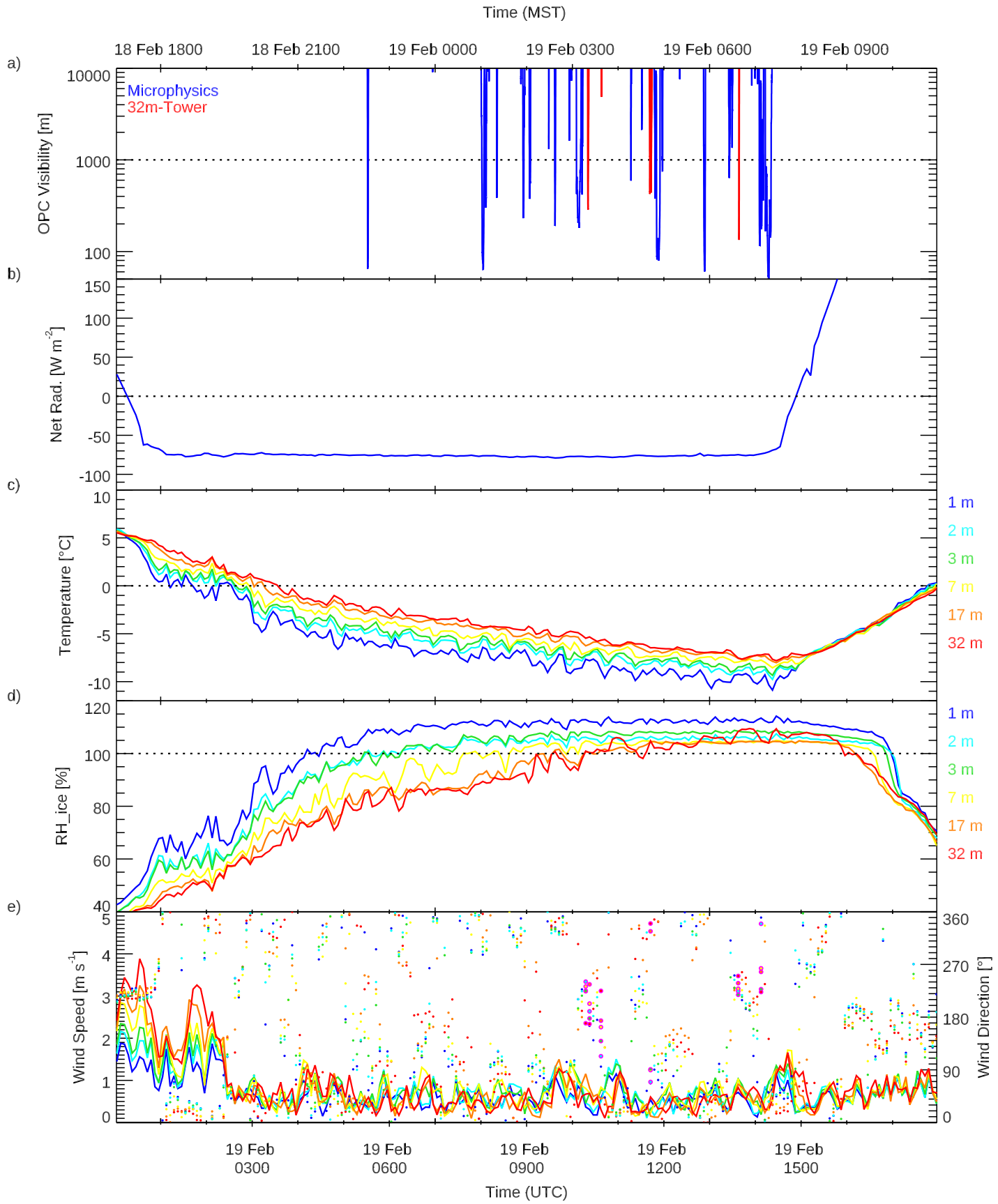
Time (MST)
18 Feb 1800
18 Feb 2100
19 Feb 0000
19 Feb 0300
19 Feb 0600
19 Feb 0900
a)
OPC Visibility [m]
Microphysics
32m-Tower
b)
Net Rad. [W m-2]
c)
Temperature [°C]
1 m
2 m
3 m
7 m
17 m
32 m
d)
RH_ice [%]
e)
Wind Speed [m s-1]
Wind Direction [°]
19 Feb 0300
19 Feb 0600
19 Feb 0900
19 Feb 1200
19 Feb 1500
Time (UTC)

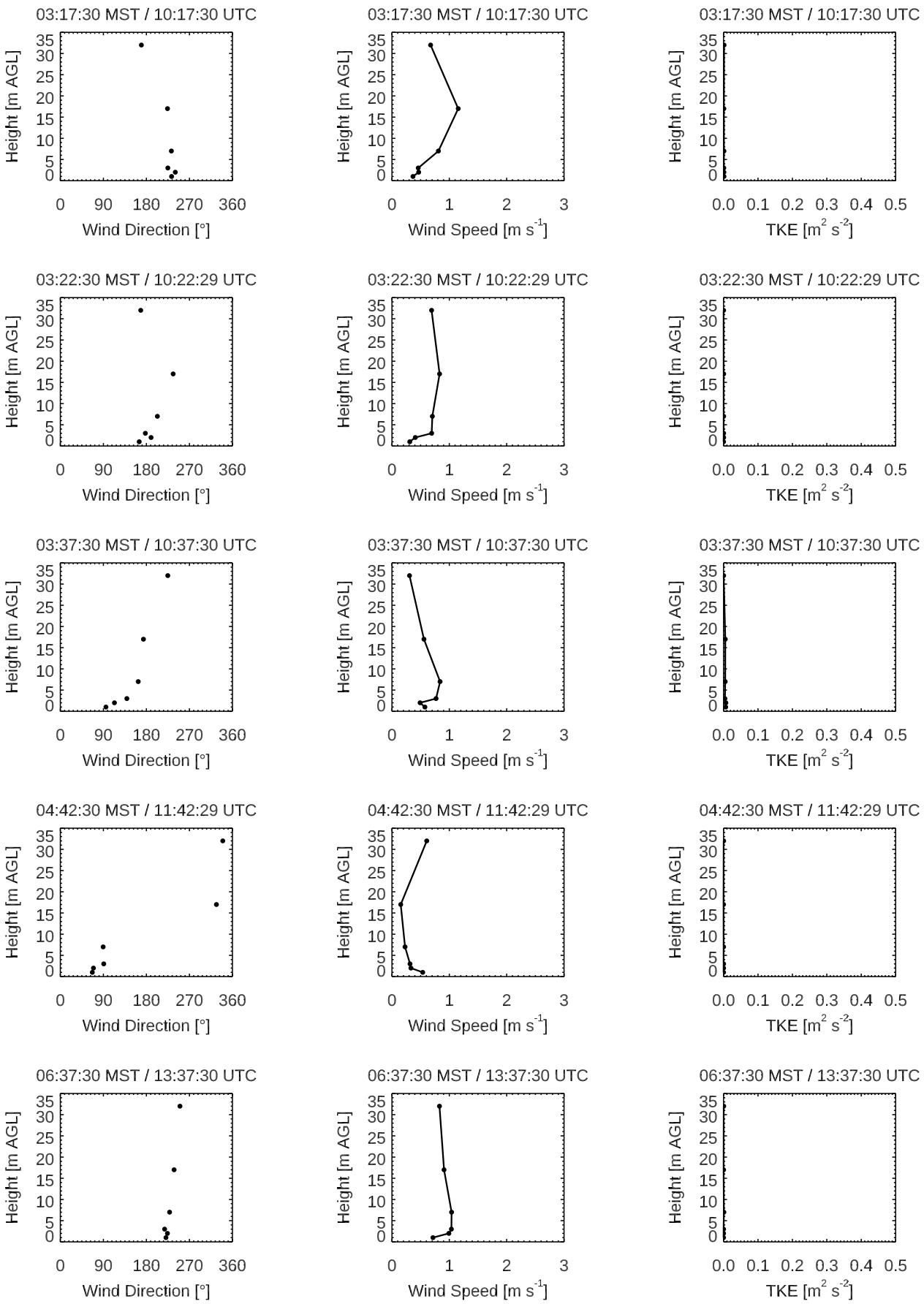
03:17:30 MST / 10:17:30 UTC
03:22:30 MST / 10:22:29 UTC
03:37:30 MST / 10:37:30 UTC
04:42:30 MST / 11:42:29 UTC
06:37:30 MST / 13:37:30 UTC
Height [m AGL]
Wind Direction [°]
Wind Speed [m s-1]
TKE [m2 s-2]